

Orthodontic Catalog

2023



To our valued Customer,

On behalf of all my global teammates, I would like to personally thank you for choosing HuFriedyGroup as the extension of your technical skills and a reflection of how much you care for your patients' overall health. For those of you who might not have heard, we have added a word to our name recently. We added the word "Group" to better encompass the expanded value we are honored to provide. Hu-Friedy joined forces in 2019 with other brands that include Crosstex, Accutron, and Palmero, to name a few. This combination, which now comprises HuFriedyGroup, represents over 200 years of collective experience and commitment to dental professionals like you.

More recently, in June 2021, HuFriedyGroup became part of STERIS. STERIS is a leading provider of infection prevention and other procedural products and services. We couldn't be more excited to join the STERIS family as its fourth business segment. Despite a few changes over the years, one thing has remained constant: our focus on delivering you the highest quality product, service, and educational experiences in the dental industry.

As you will see throughout this catalog, we now provide you with more than ever before. Anchored by our best-in-class instrumentation portfolio and infection prevention products and services, we have expanded our offering with even more products that practices, schools, government institutions, and dental service organizations use every single day. From personal protective equipment to supplies for the operatory and treatment solutions for dental unit waterlines, our portfolio of now over 40,000 products has expanded beyond instrumentation into even more areas of dentistry, where you perfect your craft.

Our promise is to help you be the **Best in Practice**. You keep dentistry moving forward, and we will be there for you every step of the way on this journey. I am so excited to see what the future holds as we continue providing you, wherever you may be around the globe, with everything you need to fulfill our promise.



Sincerely,

Andy Xilas
President



Who We Are 3

Timeline 4
Ordering Information. 6

Orthodontic 8

Clear Collection™ Instruments for Clear Aligners. 10
Cutters 15
Utility Pliers. 17
Wire Forming Pliers 20
Mathieus 23
Hand Instruments 24
Collections & Kits 28
Orthodontic Product Warranty 30
Reference 31

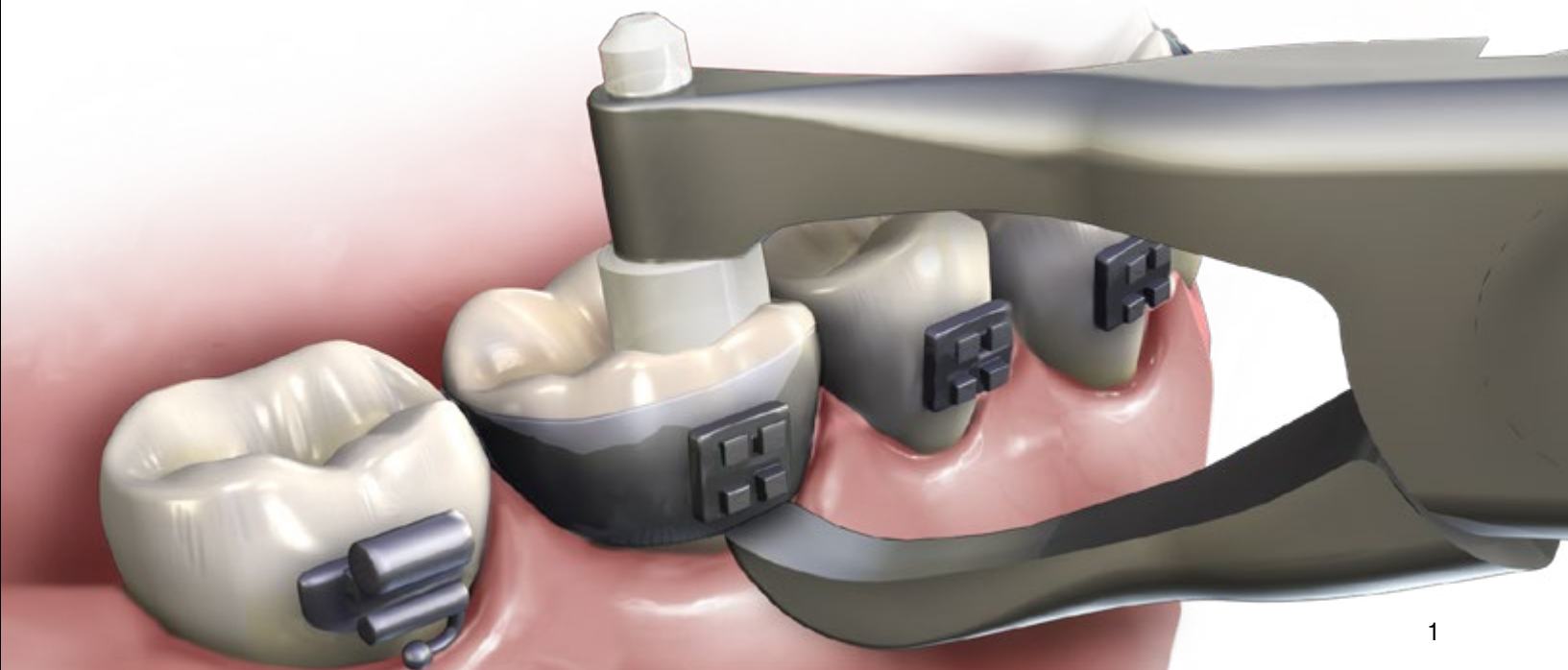
Power 32


Magneto 32
Piezo Tips 33

Infection Prevention & Instrument Management 34

Cassettes & Accessories 34
Sterilization Pouches 36
Sterilization Wrap 40
Cleaning & Care 42

Canadian Sales Note: Some of the devices and/or products advertised may not be licensed for sale in accordance with Canadian law.





Who We Are

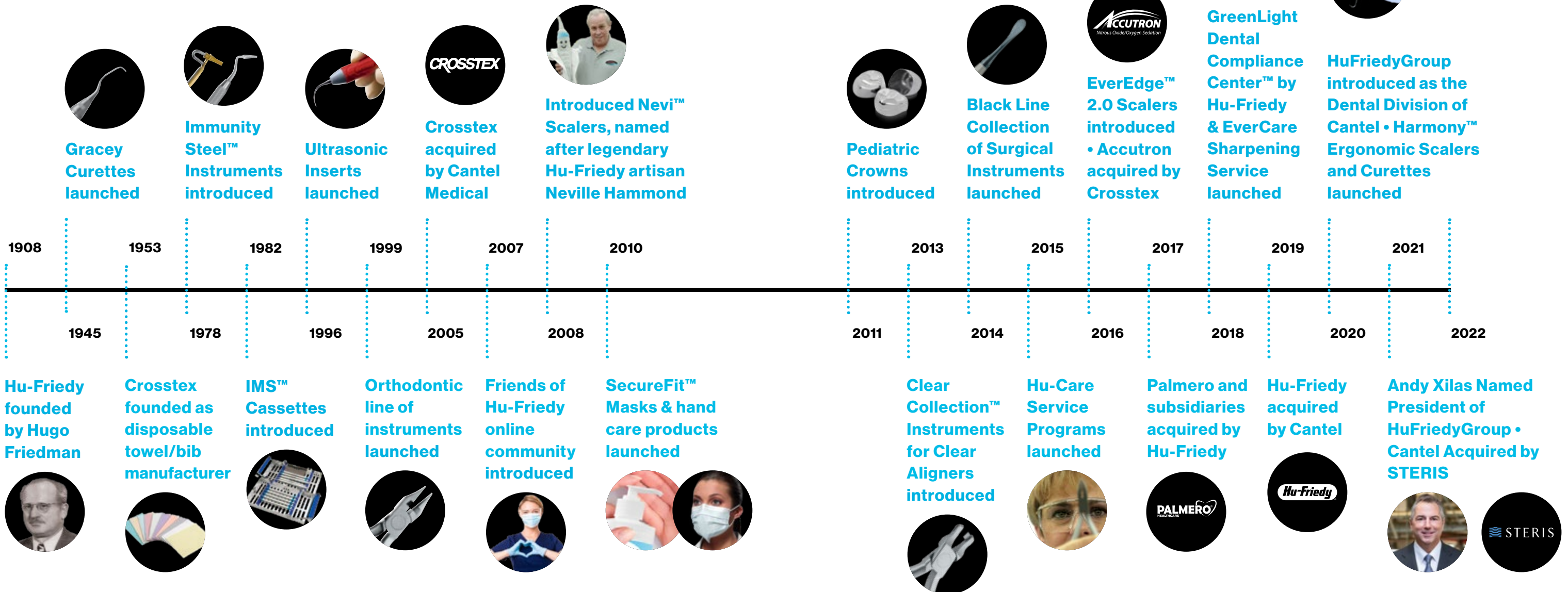
HuFriedyGroup is a global leader in dental instrument manufacturing, infection prevention, and instrument reprocessing workflows, with over 200 years of collective experience in the dental industry.

HuFriedyGroup is the combination of Accutron, Crosstex International, Hu-Friedy, and Palmero Healthcare, bringing together a combination of companies under one roof to deliver the products, services, and solutions dental professionals need to be the Best in Practice.

Together, HuFriedyGroup brings world-class products, services, education, and communities that result in superior clinician performance, superior clinical outcomes, and safety for clinicians and patients. Headquartered in Chicago, HuFriedyGroup products are distributed in more than 100 countries, and the dental division maintains offices in Germany, Italy, China, and Japan.

Timeline

The story of HuFriedyGroup dates back to 1908. For over a century, we have been shaping dentistry with innovative products and services design to help practitioners be the Best in Practice. Join us in looking back at our storied history to see every step that has led up to our now 40,000-plus product offering.





Ordering Information

How to Place an Order

Our instruments may be ordered through an authorized dental distributor. Your dental distributor will take your order and ship the product to you. If you have questions prior to placing an order or would like to place an order for HuFriedyGroup products, please contact our Customer Care Team via the contact information on the following page. We will need to know your distributor preference because your order will automatically be shipped and billed through your dental distributor. If you do not have a dental distributor, an authorized distributor listing is available from our website at HuFriedyGroup.com/wheretobuy/distributors

Customer Care Department

We are proud of our highly trained, qualified and professional Customer Care Team. They are dedicated to helping you meet your needs. Feel free to call a HuFriedyGroup Customer Care Representative when special assistance is needed.

Special Order Instruments

We manufacture an extensive selection of instruments. We welcome the opportunity to manufacture instruments on a special order basis. Instruments that are currently available but are desired in an alternative tip/handle selection or are a special school pattern, are considered special order instruments. Price quotations are available upon request. Submit all special order requests to HuFriedyGroup Customer Care at care@hu-friedy.com. All special order instruments are the property of Hu-Friedy.

Custom Design Instruments (Hu-Friedy Brand Only)

We are a leader in the development, manufacturing and distribution of quality dental instruments as well as products and services related to their use, maintenance and management. We will be pleased to review and provide a quote for custom designed instruments if we can meet your needs. Minimums may be required. All custom

designs remain the property of HuFriedyGroup. To receive a quotation for a custom instrument, please provide: 1) An actual sample and/or a detailed written description that includes all dimensions and measurements. For example: bend angle(s), point width(s), length(s), radius(radii), bevel angle(s), handle design, special material requirements, etc. 2) Provide the name and phone number of your dental distributor. This information will be used to prepare a price quotation. Pre-payment of an initial prototype fee and written approval of the price quotation is required to begin production. All prototype set-up fees are non-refundable. Subsequent orders (more than two years) after the initial order are subject to additional prototyping charges. All custom designs are the property of HuFriedyGroup

HuFriedyGroup Guarantee

Any HuFriedyGroup product that fails as a result of material defect or poor workmanship will be repaired or replaced at no charge. We cannot be responsible for the

performance or replacement of any HuFriedyGroup instrument that has been tampered with, modified, retipped, or refitted in any manner. See HuFriedyGroup.com/services/warranties full product warranty details.

Returns, Repair & Reconditioning

Complete service for HuFriedyGroup instruments and IMS™ Cassettes is available in our Chicago facility. Please contact us with any questions or concerns regarding HuFriedyGroup instruments. Call 1-888-TEC-TECH (1-888-832-8324) and you will automatically be connected with the HuFriedyGroup Technical Service Representative who covers your area. All returns should be sent to: HuFriedyGroup Technical Service 3232 N. Rockwell St., Chicago, IL 60618.

HuCare Surgical (US Only) Sharpening and Repairs Program

Through our Warranty Program for Surgical Instruments, we are pleased to offer free servicing

for the life of the instrument. This program protects your investment through regular, free service by the same HuFriedyGroup artisans that manufactured your instruments

Get started at www.hufriedygroup.com/hu-care-surgical/signup

Frequently Asked Questions www.hufriedygroup.com/hu-care-surgical#faq

No Retipping

We do not repoint or retip instruments. To do so would compromise the structural integrity of the instrument and our quality standards. In addition, there is a high degree of potential risk to all parties inherent in such a service. Therefore, retipping or repointing instruments will void the warranty HuFriedyGroup offers.

Canadian Sales

Note: Some of the devices and/or products advertised may not be licensed for sale in accordance with Canadian law.

How to Contact HuFriedyGroup (U.S., Canada & International)

1-773-975-6100

HuFriedyGroup.com

Customer Care

1-800-HuFriedy
(1-800-483-7433)

Fax: 1-800-729-1299 or
1-773-975-1683

care@hu-friedy.com

Schools & Institutions

1-877-321-HFED
(1-877-321-4333)

Fax: 1-866-434-3576

schools@hu-friedy.com

Government Team

government@hu-friedy.com

Technical Service

1-888-TEC-TECH
(1-888-832-8324)


Fax: 1-773-868-3544

The Pursuit Of Excellence

Our mission is clear: we dedicate ourselves to outstanding craftsmanship through the pursuit of excellence and attention to fine detail. Over a century later, Hugo Friedman's unerring commitment to quality and innovation lives on. As a result, our instruments are indisputably the most skillfully created precision orthodontic instruments in the world.

Every instrument we create becomes, in essence, a critical extension of each practitioner's skill. To achieve this, we handcraft each instrument individually, assuring instruments of the highest quality, durability and performance available to the profession.

- **Superior Precision**
The production process is demanding and complex - as many as 30 different operations are needed to produce a single HuFriedyGroup Orthodontic Instrument.
- **Immunity Steel™ Alloy**
We use only the highest-quality forged steel with an optimal blend of chromium and carbon. These elements, combined with exclusive HuFriedyGroup processing, assure the creation of an outstanding instrument that will be resistant to corrosion given proper use and care.
- **Orbit Joint**
Keeps instrument tips aligned, ensuring proper functionality and frustration-free use.
- **Laser Engraving**
Each instrument is laser engraved with the applicable wire sizes.
- **Satin Finish**
All HuFriedyGroup Orthodontic instruments are finished by hand to a satin luster; this non-glare surface keeps your instrument looking beautiful.
- **Ergonomic Design**
The size, shape, handle length and weight are balanced for optimum comfort and confidence.



Orthodontic

As an orthodontist, your day is nonstop, facing a steady flow of patients, an overwhelming schedule, plus the desire to create beautiful, functional smiles for each and every patient. We are here to help. With consistent innovations like the Clear Collection™ Instruments for Clear Aligners, we put power and precision into your hands to help you be the Best in Practice.

Engineered to provide unrivaled clinical outcomes, our ergonomic designs ensure the comfort and confidence of both you and your patients. This results in a relaxed, calm environment that satisfies patients, parents and practitioners alike.



Clear Collection™ Instruments for Clear Aligners

The innovative Clear Collection™ Instruments for Clear Aligners are designed to accent, individualize and optimize the biomechanics of the “invisible” aligner experience with no heat required.



Learn more about our **Clear Collection™ instrument set.**



The Clear Collection™ Instrument Set was designed by **S. Jay Bowman, DMD MSD**. Jay is a Diplomate of the American Board of Orthodontics, a member of the Edward H. Angle Society of Orthodontics, and on faculty of four universities. He has published numerous articles and book chapters, developed several orthodontic inventions, and provided lectures on orthodontics around the world. Jay has maintained a clinical practice in Kalamazoo/Portage, Michigan for over 30 years.



The Tear Drop
The Tear Drop creates a notched cutout to hold elastics anywhere within the arch. It serves a second purpose by holding elastics in place as aligners are seated. Permitting easier manipulation of elastics by the patient.
678-800



The Tear Drop is positioned at an angle to the force that will be applied to the clear aligner by the elastics and the depth of the reservoir cut can be adjusted to need.



The Tear Drop elastic hooks can be used in tandem with bonded attachments to direct eruption of teeth into aligners.



The Tear Drop elastic hook can be used to hook-up elastics of all types from Class II, Class III, Delta, Class I intraarch, for connection to TADS, and to produce extrusive forces for specific teeth.



The Vertical
The vertical produces an indentation to emphasize over-correction of rotations. It serves a second purpose creating a rotational couple by placing indents on opposing facial and lingual sides. Enhance resolution of in-and-out discrepancies by placing an indent to provide a mild nudge.
678-801



Impress an indentation with The Vertical along the mesial or distal line angle of a tooth to enhance rotational control.



The Horizontal
The Horizontal produces an indentation to accent individual root torque. It serves a second purpose by enhancing retention of clear aligners or retainers by placing an indent into a tooth's undercut. Enhance the contact of the aligner and attachment by placing an indent below a bonded attachment.
678-802



Accent individual root torque by producing an indent at the gingival margin on either the buccal or lingual for any tooth in the arch form.



Increase clear aligner or retainer retentiveness by producing a horizontal indent into the undercut of specific teeth or just under an attachment.



The Hole Punch
The Hole Punch is used to create half-moon cutouts for relief of clear aligners around bonded buttons used for elastics. In addition, the Hole Punch can nip away plastic to provide soft tissue clearance to prevent aligner impingement of tissue.
678-803



The Hole Punch can relieve marginal plastic impingement or irritation of soft tissue anywhere along the aligners such as the incisive papilla.



The Hole Punch is positioned at the gingival margin with one-half of the 6mm "circle" of the punch over the plastic of the aligner.



The half moon cutout can be placed on any tooth where bonded buttons or brackets are added for elastics or other biomechanics.



The Spot
The Spot creates a tiny, rounded dimple for spot contacts to accent small individual tooth movements or added aligner retention. It is used to accent movements on any tooth that just needs a slight "nudge". The Spot's small depression placed adjacent to the gingival embrasures can enhance the retentiveness of an aligner or retainer.
678-804



The Spot creates a tiny rounded dimple for spot contacts to accent small individual tooth movements.



The Spot's small depression placed adjacent to the gingival embrasures can enhance the retentiveness of an aligner or retainer.



The Petite Punch
The Petite Punch cuts a 4.5mm half-moon cutout in an aligner for relief of the plastic around bonded buttons used for elastics. When only a small cut-out is required to provide clearance for buttons or hooks on the buccal but also on the lingual of any tooth in the aligner, especially for smaller teeth. The Petite Punch can nip away plastic to provide soft tissue clearance to prevent aligner impingement of tissue.
678-805



The Petite Punch cuts a 4.5mm half-moon cutout in an aligner for relief of the plastic around bonded buttons used for elastics.



The Petite Punch can be used to nip away plastic at the edge of aligners to provide relief from soft tissue impingement or irritation.



The Counter Clockwise Wedge
The Counter Clockwise Wedge is used to produce a wedge-shaped indent in an aligner at the facial and at the opposite line angle lingual for a specific tooth to create a rotational couple. Used to create a counter clockwise rotation.
678-807



The Counter Clockwise Wedge is used to produce a wedge shaped indent into the line angle of the facial and on the opposite line angle of the lingual plastic for a specific tooth to create a rotational couple.



The Clockwise Wedge
The Clockwise Wedge is used to produce a wedge-shaped indent in an aligner at the facial and at the opposite line angle lingual for a specific tooth to create a rotational couple. Used to create a clockwise rotation.
678-808



The Clockwise Wedge is used to produce a wedge shaped indent into the line angle of the facial and on the opposite line angle of the lingual plastic for a specific tooth to create a rotational couple.



The Eraser

The Eraser is designed to reverse or remove unwanted indents placed by other instruments in the Clear Collection™ Series. The Eraser is designed to flatten the plastic where a depression was inadvertently positioned, or the accent is no longer required.

678-811



The Precision Aligner Punch

The Precision Punch creates a cut-out along the posterior buccal and lingual gumline of molars on clear aligners. Providing a symmetrical window for precise placement of Precision Aligner Buttons® or smaller buttons. In addition, the Precision Punch can nip away plastic to provide relief from impingement of tissue.

678-812



Cutters

With our diamond-honed cutting edges and orbit-formed joint, you will experience sharp and accurately-aligned cutting edges for every procedure, every time. For each individual area of focus, we provide a specifically engineered cutter. To meet these stringent standards, all of our blades are hand-finished to maximize cutting performance for the appropriate wire size.



Learn how to extend the longevity of your cutter with regular sharpening through HuCare.

Orthodontic

Orthodontic

Universal Cut & Hold Distal End Cutter

When used intraorally it safely holds the cut portion to be discarded. Patient comfort is enhanced by the smooth, tapered tip.

< = .012" to .021" x .025"
(.30 mm – .53 mm x .64 mm)

678-101



Universal Cut & Hold Distal End Cutter, Long Handle

Same as 678-101, with long handle.

< = .012" to .021" x .025"
(.30 mm – .53 mm x .64 mm)

678-101L



Flush Cut Distal End Cutter, No Hold

An exceptional universal cutter for all types of wires.

< = .021" x .025"
(.53 mm x .64 mm)

678-102



Flush Cut & Hold Distal End Cutter

Cuts and holds wire distally flush to the buccal tube while reducing debondings. Designed for all types of wires.

< = .020" (.51 mm)

678-111

Silicone Insert for 678-111

QTY: 3

678-011

Best in Practice Fact

By joining the HuCare Orthodontic service program*, you get no cost insert replacements (up to 3x).

For more information, visit HuFriedyGroup.com/HuCare-Ortho.

* Only USA participants are qualified for HuCare Orthodontic service program.



Slim Flush Cut & Hold Distal End Cutter
Cuts and holds wire distally flush to the buccal tube while reducing debondings. Replaceable grey silicone rail holds the cut wire until released.
<= .012" to .021" x .025"
(.30 mm — .53 mm x .64 mm)
678-113

Silicone Insert for 678-113
QTY: 3
678-013



Slim Flush Cut & Hold Distal Cutter, O-Ring Style
Cuts and holds wire distally flush to the buccal tube while reducing debondings. The slim design also helps to improve intraoral visibility. Replaceable blue silicone ring holds the cut wire until released.
<= .012" to .021" x .025"
(.30 mm — .53 mm x .64 mm)
678-114

O-Ring Refills for 678-114
QTY: 50
678-114R50



Lingual Distal End Cutter
.012" to .018"
(.30mm to .46mm)
678-700



Hard Wire Cutter, 15°
15° offset tip enhances access in difficult areas. Designed to cut hard wires.
<= .022" x .028"
(.56 mm x .71 mm)
678-103



Hard Wire Cutter
Designed to cut hard wires.
<= .022" x .028"
678-104



Multi-Use Cutter
Designed to cut soft wire pins and ligature wires.
<= .015" (.38 mm)
678-105



Mini Pin & Ligature Cutter
Slim profile is a plus in difficult to access areas. Designed to cut soft wire pins and ligature wires.
<= .012" (.30 mm)
678-106




Micro Mini Pin & Ligature Cutter
Ultra slim profile is a plus in the most difficult to access areas. Designed to cut soft wire pins and ligature wires.
<= .012" (.30 mm)
678-107



Micro Mini Pin & Ligature Cutter, Long Handle
Same as 678-107, with long handle.
<= .012" (.30 mm)
678-107L



Micro Mini Ligature Cutter, 15°
15° offset tip with ultra slim profile is a plus in the most difficult to access areas. Designed to cut soft wire pins and ligature wires.
<= .012" (.30 mm)
678-109



Micro Cutter
Ligature cutter with reduced tip dimension. Designed to cut soft wire pins and ligature wires.
<= .012" (.30 mm)
678-110



Lingual Pin & Ligature Cutter
<= .012" (.30 mm)
678-701



Slim Micro Cutter
The slender tip allows for easier access when removing elastics. The face of the cutter has been scooped out and reduced by 13% as compared to our original 678-110 to enhance visibility.
<= .008" to .012"
(.20mm to .30mm)
678-500

Utility Pliers

Strong, yet lightweight and perfectly balanced, the dimensions of these instruments are perfectly proportioned, they fit your grasp with unsurpassed ease. Designed to provide superior control with effortless versatility, Our Utility Pliers assure comfort to both you and your patients.



View more [Utility Pliers](#).




Slim Weingart Pliers
Slim, tapered 20° tips with serrations offer greater access and versatility.
<= .030" (.76mm)
678-202



Ultra Slim Weingart Pliers
<= .030" (.76mm)
678-200



Weingart Pliers
Versatile utility pliers with serrations. Tapered 32° angular design is convenient for placement and removal of archwires.
<= .030" (.76mm)
678-201



Weingart Pliers, Long Handle
Same as 678-201, with long handle.
<= .030" (.76mm)
678-201L



Slim Weingart Pliers
<= .030" (.76mm)
678-501



Lingual Weingart Pliers
<= .030" (.76mm)
678-702




Lingual Weingart Pliers, 90°
<= .030" (.76mm)
678-702-90

How Pliers, Straight

How utility pliers have serrated tips. Useful for placement and removal of archwires, pins and other auxiliaries.

< = .030" (.76mm)

678-203



How Pliers, Offset

Similar to the straight How pliers, except tips are angled at 40° for accessing lingual and other hard to reach areas.

< = .030" (.76mm)

678-204



Band Seating Pliers

Serrated tips grip brackets to assist in placing bands.

678-205

Adhesive Removing Pliers

Reversible, replaceable blade is used to remove the bulk of composite material after debonding attachments.

678-206

Replacement Blade for 678-206

QTY: 1

678-001

1/4" Replacement pads for 678-206

QTY: 6

678-014A

Band Crimping Pliers

Thin tips allow for easy access into molar and bicuspid bands.

678-225



Tip Back Pliers

Bends down the distal extension of an archwire protruding past the buccal tube. Unique contra-angle design allows for easy intraoral access. With long handle.

< = .022" x .025" (.56 mm x .64 mm)

678-216

Bracket Removing Pliers

Works well for steel, ceramic and plastic brackets of all types.

678-219

Angulated Bracket Remover Pliers

High angle design in long handle is effective for removal of all bracket styles from anterior and posterior teeth.

678-220L



Band Removing Pliers, Long

The alignment of the tip and occlusal pad is well suited for posterior band removal. Includes a 3/16" pad assembled in the pliers, with 1/4" loose in package.

678-207

3/16" Replacement Pads for 678-207

QTY: 6

678-036

1/4" Replacement Pads for 678-207

QTY: 6

678-014

Band Removing Pliers, Short

The offset alignment of the tip and occlusal pad is well suited for band removal. Includes a 3/16" pad assembled in the pliers, with 1/4" loose in package.

678-208

3/16" Replacement Pads for 678-208

QTY: 6

678-036

1/4" Replacement Pads for 678-208

QTY: 6

678-014



Slim Band Remover Pliers

With a 21% thinner and more tapered working end compared to our original 678-207 model, the Slim Band Removing Pliers allow for easy accessibility helping limit patient discomfort. Includes a 3/16" pad assembled in the pliers, with 1/4" loose in package.

678-503

3/16" Replacement Pads for 678-503

QTY: 6

678-036

1/4" Replacement Pads for 678-503

QTY: 6

678-014

Crown & Band Contouring Pliers


Designed for fitting of stainless steel crowns and bands.

678-221

Slim Crown & Band Contouring Pliers

Same as 678-221, with slimmer beak.

678-221M



Force Module Separating Pliers

Used for placement of elastic separators.

678-210



Coon Style Ligature Tying Pliers

Ideal for tying stainless steel ligature wires.

< = .015" (.38mm)

678-211



Steiner Tying Pliers

Ideal for tying stainless steel ligature wires.

< = .015" (.38mm)

678-222

Lingual Bracket Removing Pliers

678-703

Lingual Debonding Pliers

Aid in lingual bracket removal. The remarkable spring action design requires minimal force to smoothly and quickly debond lingual brackets, while ensuring patient comfort is not compromised.

678-709

Band Crimping Pliers with Spring

Thin tips allow for easy access into molar and bicuspid bands. With spring.

678-225M




Wire Forming Pliers

These instruments perform as natural extensions of your professional artistry. Our impeccably smooth finished tips allow you to bend the wire without risk of damage. Whether you are shaping stainless steel or nickel titanium, these hand-finished, precision instrument help you bring your brilliant workmanship to life.



View more **Orthodontic Wire Forming Pliers.**



Bird Beak Pliers
Versatile loop forming pliers for round wires.
<= .030" (.76mm)
678-304



Light Wire Bird Beak Pliers w/ Groove
A longer cone than a standard bird beak is useful for forming precise loops in light wire. The groove allows for locating and duplicating loops.
<= .020" (.51mm)
678-305



Light Wire Bird Beak Pliers
A longer cone than a standard bird beak is useful for forming precise loops in light wire.
<= .020" (.51mm)
678-318



Bird Beak with Cutter
Smooth bending surfaces for a range of loop sizes while providing a sharp blade for cutting.
<= .022" x .028" (.56mm x .71mm)
678-325



Long Tapered Bird Beak Pliers
Bends a variety of smooth loops.
<= .022" x .028" (.56mm x .71mm)
678-326



Three Jaw Pliers
Useful for contouring and bending wire.
<= .030" (.76mm)
678-302



Mini Three Jaw Pliers
Tips are rounded for ease of contouring light wire.
<= .030" (.76mm)
678-312



Jarabak Pliers
Versatile light wire bending pliers. Grooves assist with precise bending and closing of loops. Serrated surface grips wires.
<= .020" (.51mm)
678-301



Omega Loop Forming Pliers
Graduated cone is designed to form precise omega loops: .045", .060" and .075"
<= .022" x .025" (.56mm x .64mm)
678-303

Replacement Blade for 678-303
QTY: 1
678-002
1/8" Set Screw and Hex Key for 678-303
QTY: 1
678-018



Tweed Loop Forming Pliers
Loop forming pliers with .055", .075" and .090" diameters for creating bull and helical loops in wires.
<= .022" x .028" (.56mm x .71mm)
678-306



O'Brien Pliers
For precise forming of small helical loops and intraoral tip back bends.
<= .020" (.51mm)
678-311



Marcotte Looping Pliers
For precise forming of helical loops and T loops. No right angles. Prevents stress fracture of wires.
<= .022" x .028" (.56mm x .71mm)
678-316



Nance Loop Forming Pliers
For precise forming of loops in four lengths: 3, 4, 5 and 6 mm. Groove at base aids in closing loops.
<= .022" (.53mm)
678-319



Optical Pliers
Excellent for forming helical closing loops and arch adjustments.
<= .022" x .028" (.56mm x .71mm)
678-323



Old Style Loop Pliers
Provides optimum accuracy and precision in forming and closing loops with one cylindrical three-step beak and one triangular beak.
<= .022" x .028" (.56mm x .71mm)
678-324



Slim Arch Bending Pliers
Designed for placing first, second and third order bends. .025" blade width.
<= .022" x .028" (.56mm x .71mm)
678-307S



Arch Bending Pliers
Designed for placing first, second and third order bends. .050" blade width.
<= .022" x .028" (.56mm x .71mm)
678-307



Rectangular Arch Bending Pliers
Designed for placing first, second and third order bends. .070" blade width.
<= .022" x .028" (.56mm x .71mm)
678-308



Lingual Arch Forming Pliers
Designed to create double back and triple back bends in .030" and .036" lingual arch wires.
<= .036" (.91mm)
678-309



V-Stop Pliers
Places V bend in archwires, including nickel titanium, to prevent archwire from traveling.
<= .022" x .028" (.56mm x .71mm)
678-321



Hollow Chop Contouring Pliers
Perfect for subtle contouring of arch wires.
<= .030" (.76mm) with a .2" radius.
678-310



General Contouring Pliers
Tapered, serrated pliers for ease of contouring archwires.
<= .021" x .025" (.53mm x .64mm)
678-315



Hollow Chop Pliers
Same as 678-310, with .25" radius.
< = .030" (.76mm)
678-317



Adams Pliers
Useful for contouring and bending wire.
< = .040" (1.01mm)
678-320



NiTi Three Jaw Pliers
Designed for forming and contouring of all archwire, especially for NiTi.
< = .020" (.51mm)
678-322



Hammerhead™ NiTi Pliers
Multi-use NiTi bender, no heat.
< = .025" (.64mm)
678-327



Slim Hammerhead™ NiTi Pliers
For NiTi wire only, no heat.
< = .025" (.64mm)
678-502



Lingual Hammerhead™ NiTi Pliers
< = .025" (.64mm)
678-704



Lingual Hammerhead™ NiTi Pliers with Serrations
< = .025" (.64mm)
678-704SER



Torquing Pliers with Key
.016"/.018" (.41mm/.46mm)
678-328-20
Torquing Key .016" / .018"
QTY: 1
678-020



Torquing Pliers with Key
.019"/.022" (.46mm/.56mm)
678-328-21
Torquing Key .019" / .022"
QTY: 1
678-021



Step Pliers, 1/2MM
.020" (1/2mm)
678-340




Step Pliers, 3/4 MM
.030" (3/4mm)
678-341



Step Pliers, 1MM
.039" (1mm)
678-342



Hammerhead™ NiTi Pliers
< = .025" (.64mm)
678-327



Created with the same meticulous attention to detail as our pliers, our mathieus are also forged from Immunity Steel® Alloy, making them resistant to rust and corrosion.



Learn more about our **Mathieus**.



Mathieu Pliers
Slimmer tip makes this ideal for gripping and placing elastic auxiliaries.
< = .015" (.38mm)
678-330



Mathieu Pliers, Wide Tip
With wider, stronger tips.
< = .015" (.38mm)
678-331



Mathieu Pliers, Perma Sharp™
Thin tips made with Carbide inserts.
< = .015" (.38mm)
678-332



Mathieu Pliers, Lingual
< = .015" (.38mm)
678-705

Best in Practice Fact

- By joining the HuCare Orthodontic service program*, you get no cost Perma Sharp™ insert replacements (up to 3x). For more information, visit HuFriedyGroup.com/HuCare-Ortho.

* Only USA participants are qualified for HuCare Orthodontic service program.



Hand Instruments

All of our Orthodontic hand instruments are available in a variety of ergonomic handle sizes to accommodate your personal preference. Finely tuned to achieve accurate weight, balance and tip alignment, we produce only the highest caliber tips and handles, in the manner of precision and excellence you demand.



View more [Hand Instruments](#).



Direct Bond Bracket Holder
678-212



Slim Direct Bond Bracket Holder
678-212M



Slim Direct Bond Bracket Holder
678-504



Slim Buccal Tube Holder
678-505



Lingual Torquing Key with Picker
678-708




Distal Cinch Back
< = .021" x .025" (.53 mm x .64 mm)
678-506



Lingual Ligature Director
< = .021" x .025" (.53 mm x .64 mm)
678-706



Lingual Ligature Director, U Shaped
< = .021" x .025" (.53 mm x .64 mm)
678-707



Scaler/Band Pusher
678-904



Ligature Director/Scaler
678-905



Band Pusher/Dull Scaler
678-906



Small Plugger/Picker
678-907



Ligature Director/Band Pusher
678-908



Large Plugger/Picker
678-909



Dull Scaler
678-910



Dull Scaler
678-911



Scaler/Picker
678-914



Picker/Ligature Director
678-916



Ligature Director/Band Pusher
678-912



Dull Scaler
678-913



Band Pusher
Aids in placement and burnishing of band.
BP300



Band Pusher with Short Tip
Same as BP300 except the working end is shorter.
BP300S



Band Pusher/Scaler
Versatile instrument for band placement and cleanup of band cement.
BPS1



Band Pusher/Scaler
Same as BPS1 except the working end of the band pusher is shorter.
BPS2



Fillion Explorer/Ligature Director
Ideal for placing and removing elastic ligatures with lingual brackets.
FE/LD



Ligature Director/Plugger
LDP



Plugger/Ligature Picker
PLPK



Ligature Director
LDG2



Ligature Director
LD1



Ligature Director/Tucker
LDT



Lingual Ligature Director
.018" (.46mm)
SNLD1



Lingual Ligature Director
.025" (.64mm)
SNLD2



Lingual Torquing Key
Designed for proper wire placement and improved torque expression in an .018" slot lingual system.
.018" (.46mm)
TK018



Lingual Torquing Key, Straight
.020" (.51mm)
TK020S



Twirl-On Ligature Applicator
TWLA



Ligature Director
WBI-M/R

Collections & Kits

Being the Best in Practice means providing you with the solutions you need. With our array of Orthodontic Collections & Kits, everything an orthodontist needs for everyday procedures is all in one cassette. We curated kits with some being developed by world-renowned Key Opinion Leaders so you can carry out procedures with confidence knowing you have every instrument needed.



Ortho Bonding Kit	ORTHOKIT2
Universal Cut & Hold Distal End Cutter, Long Handle	678-101L
Slim Micro Cutter	678-500
Band Seating Pliers	678-205
Mathieu Pliers	678-330
#6 Cone Socket Mirror Handle	MH6
#5 Front Surface Rhodium Single-Sided Cone Socket Mirror	MIR5
Slim Direct Bond Bracket Holder	678-504
Band Pusher/Dull Scaler	678-906
Small Thin Orthodontic Cassette	IMORTHSM8

Ortho Debanding/Debonding Kit	ORTHOKIT3
Universal Cut & Hold Distal End Cutter, Long Handle	678-101L
Slim Weingart Pliers	678-501
Slim Band Remover Pliers	678-503
Angulated Bracket Remover Pliers	678-220L
#6 Cone Socket Mirror Handle	MH6
#5 Front Surface Rhodium Single-Sided Cone Socket Mirror	MIR5
H6 Scaler/Picker	678-914
#23 Shepherd's Hook SE Explorer, #30 Handle	EXS23
Small Thin Orthodontic Cassette	IMORTHSM8

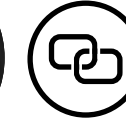
Clear Aligner Adjustment Kit	CLEARKIT
The Tear Drop	678-800
The Vertical	678-801
The Horizontal	678-802
The Hole Punch, 6mm	678-803
Curved Crown & Gold Scissors	SCGC
Large Thin Orthodontic Cassette	IMORTHLG8

Ortho Adjustment Kit	ORTHOKIT1
Universal Cut & Hold Distal End Cutter, Long Handle	678-101L
Slim Micro Cutter	678-500
Slim Weingart Pliers	678-501
Bird Beak with Cutter	678-325
Mathieu Pliers	678-330
#6 Cone Socket Mirror Handle	MH6
#5 Front Surface Rhodium Single-Sided Cone Socket Mirror	MIR5
Slim Direct Bond Bracket Holder	678-504
Small Plugger-Picker	678-907
Large Thin Orthodontic Cassette	IMORTHLG8

Alexander Kit	KIT-ALEX
H5/33 Sickle Scaler, #2 Handle	SH5/33
How Pliers	678-203
Micro Mini Pin & Ligature Cutter	678-107
Bird Beak Pliers	678-304
Mathieu Pliers	678-330
Hammerhead™ NiTi Pliers	678-327
Steiner Tying Pliers	678-222
Universal Cut & Hold Distal End Cutter, Long Handle	678-101L
Old Style Loop Pliers	678-324
Arch Bending Pliers	678-307
Large Thin Orthodontic Cassette	IMORTHLG8



Learn more about our Key Opinion Leader **Dr. S. Jay Bowman.**



Learn more about our Key Opinion Leader **J. Moody Alexander.**



Orthodontic Product Warranty

HuFriedyGroup, at its sole option, will repair or replace for a period of three years following the date of purchase, orthodontic cutter 678-113 and 678-700 that fails as a result of a defect in materials or workmanship. HuFriedyGroup, at its sole option, will repair or replace for a period of seven years following the date of purchase, all other orthodontic cutters that fail as a result of a defect in materials or workmanship.

In addition, HuFriedyGroup, at its sole option, will repair or replace for a period of ten years following the date of purchase, any orthodontic utility pliers or wire bending pliers that fail as a result of a defect in materials or workmanship.

Limitations On All Warranties

HUFRIEDYGROUP DISCLAIMS LIABILITY AND IS NOT RESPONSIBLE FOR THE PERFORMANCE OR REPLACEMENT OF ANY PRODUCT THAT HAS BEEN MISUSED, TAMPERED WITH, MODIFIED, RETIPPED OR REFITTED IN ANY MANNER OR IS BEYOND ITS EXPECTED LIFE.

HUFRIEDYGROUP DISCLAIMS LIABILITY, UNDER ANY APPLICABLE WARRANTY OR OTHERWISE, FOR DAMAGES ARISING FROM (1) THE USE OF COMMERCIAL/RESIDENTIAL GRADE WASHERS; (2) THE USE OF DENTAL AUTOMATED WASHER-DISINFECTORS WHERE MANUFACTURER'S PROCESSING GUIDELINES ARE NOT FOLLOWED; (3) THE USE OF CLEANING SOLUTIONS, CHEMICALS AND/OR PROCEDURES THAT ARE CONTRARY TO RECOMMENDATIONS OF HUFRIEDYGROUP; AND/OR (4) IMPROPER SETUP AND/OR INSTALLATION OF ANY PRODUCT.

THE EXPRESS WARRANTIES DESCRIBED HEREIN ARE THE EXCLUSIVE WARRANTIES AND ARE PROVIDED INSTEAD OF ANY WARRANTY OF MERCHANTABILITY, FITNESS FOR A PARTICULAR PURPOSE, OR ANY OTHER WARRANTY, EXPRESS OR IMPLIED, EXCEPT WARRANTIES OF TITLE

AND INFRINGEMENT. EXCEPT AS SET FORTH HEREIN, DAMAGES FROM BREACH OF SUCH WARRANTIES ARE LIMITED TO THE COST OF REPAIR OR REPLACEMENT OF THE PRODUCT, AT SOLE OPTION OF HUFRIEDYGROUP. CONSEQUENTIAL OR INCIDENTAL DAMAGES RESULTING FROM BREACH OF ANY APPLICABLE EXPRESS OR IMPLIED WARRANTIES ARE HEREBY EXCLUDED.

See HuFriedyGroup.com for complete warranty information.

Hinged Instruments

All hinged instruments — forceps, rongeurs, scissors, pliers, hemostats, orthodontic pliers, etc. — should be kept lubricated. Regular use of proper lubricants, like Instrument Lubricant Spray (ILS), will prevent rust, corrosion and stiff joints and will ensure smooth operation. (Household lubricants and handpiece lubricants are NOT recommended.)

Instrument Cleaning

All instruments need to be cleaned before they are sterilized. They should be washed with a non-corrosive, low sudsing neutral detergent. We strongly recommend the use of Enzymax™ Dual Enzyme Detergent to best protect and extend the life of the instruments. Instrument cleaning can be accomplished by ultrasonic cleaning, which is the method of choice to prevent hand injuries caused by hand scrubbing.

Instrument Sterilization

Sterilization is a process that kills microorganisms. There are three common methods of heat sterilization used in the dental office that can be verified by spore testing (steam autoclave, dry heat, and chemical vapor). Sterilize hinged instruments in the open position. For a comparison of heat sterilization methods, visit our website at HuFriedyGroup.com.

Sharpening

Sharpen cutters regularly. How often depends on such factors as the frequency of use, types of applications the cutter is being used in, etc. Routinely inspect cutters to determine if sharpening is required. Sharp instruments cut more efficiently and regular sharpening will enhance the life of your cutter. With average use, we recommend sharpening your cutters every 6 to 9 months.

Do's & Don'ts of Processing Instruments

For best results, we recommend the use of ultrasonics for instrument cleaning and steam autoclaves for sterilization. Never use tartar remover on instruments. For light stains, we recommend Shine reNEW™ Stain and Rust Remover. Never spray surface disinfectant near instruments. Use only approved lubricant (Never use WD-40 or Handpiece lube).

Stainless Steel Instruments

While stainless steel has superior corrosion resistance, it will discolor and corrode when exposed to higher than recommended chemical concentrations or certain chemicals.

Stainless steel should not be exposed to the following chemicals: Sodium Hypochlorite (household bleach), Tartaric Acid (stain and tartar remover), Aluminum Chloride, Barium Chloride, Bichloride of Mercury, Calcium Chloride, Carbolic Acid, Chlorinated Lime, Citric Acid, Dakin's Solution, Ferrous Chloride, Lysol, Mercuric Chloride, Mercury Salts, Phenol, Potassium Permanganate, Potassium Thiocyanate or Stannous Chloride.

The following chemicals should NEVER be used with stainless steel: Aqua Regia, Ferric Chloride, Sulfuric Acid, Hydrochloric Acid or Iodine.

Troubleshooting

Problem	Cause	Prevention
Spotting	• Insufficient rinsing after ultrasonic cleaning	• Rinse thoroughly under steady stream of water for 30 seconds
	• Insufficient drying after ultrasonic cleaning	• Rinse with hot water • Optional: Dip cassettes in alcohol after rinsing\
	• Not changing ultrasonic solution	• Solution should be changed at least once a day
	• Sterilizer has not been cleaned	• Sterilizers should be cleaned weekly • Use only distilled water for reservoir
Rust	• Corrosion from carbon steel instruments spreads to stainless steel instruments	• Separate stainless and carbon instruments • For carbon steel instruments: Dip in pre-sterilized rust-inhibiting solution as suggested by sterilizer manufacturer
Pitting	• Chemical attack on instruments	• Rinse and dry instruments thoroughly • Use approved cleaning, sterilization solutions only • Never use household bleach or stain and tartar remover

Magneto

Our ultrasonic inserts combine the power, efficiency, and comfort you need to treat a wide range of patients. Available in a variety of different options for tip design, handle style, frequency, and water delivery method, Our ultrasonic inserts allow you to perform at your best.



Ultrasonic Inserts



#1000 Triple Bend Swivel Direct Flow™ Insert
 25 kHz [UI25SD1000](#)
 30 kHz [UI30SD1000](#)



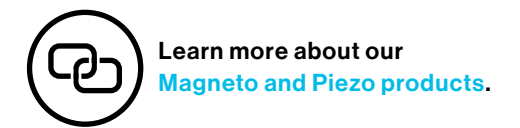
#3 Beavertail Streamline™ Insert
 25 kHz [UI325K](#)
 30 kHz [UI330K](#)



#10 Swivel Direct Flow™ Insert
 25 kHz [UI25SD10](#)
 30 kHz [UI30SD10](#)

Piezo Tips

Our Symmetry S-Series tips are compatible with Symmetry IQ™ Ultrasonic Scaler along with Satelec® and NSK® devices. E-Series tips are compatible with EMS® handpieces.



P Universal Tip
 S-Series [USP](#)
 E-Series [UEP](#)



P10 Tip
 S-Series [USP10](#)
 E-Series [UEP10](#)



P3 Universal Tip
 S-Series [USP3](#)
 E-Series [UEP3](#)



S10 Tip
 S-Series [USS10](#)
 E-Series [UES10](#)



Universal Tip
[USU](#)



Replacement S Series Torque Wrench
[USRTW](#)



#100 Thin Piezo Tip
 S-Series [US100](#)
 E-Series [UE100](#)



Straight Tip, Diamond Coated
 S-Series [US1D](#)
 E-Series [UE1D](#)



Perio Tip, Left, Diamond Coated
 S-Series [US2LD](#)
 E-Series [UE2LD](#)



Perio Tip, Right, Diamond Coated
 S-Series [US2RD](#)
 E-Series [UE2RD](#)



Perio Tip, Left
[US4L](#)



Perio Tip, Right
[US4R](#)



Cassettes & Accessories

IMS™ Cassettes are manufactured from high quality, electroplished stainless steel shells to protect against corrosion while providing a long-lasting, professional appearance. IMS™ Cassettes feature medical-grade silicone rails, robust and ergonomic latches with positive locking mechanism, and are available in multiple sizes and colors that can be configured to best fit the needs of your facility.



Large Thin Orthodontic Cassette
Holds up to 7 pliers and 4 hand instruments. Hinged instruments should be in open position.
8" X 11" X .75" (203 mm x 280 mm x 19 mm)
● Blue [IMORTHLG8](#)



Small Thin Orthodontic Cassette
Holds up to 4 pliers and 3 hand instruments. Hinged instruments should be in open position.
7" X 8" X .75" (178 mm x 203 mm x 19 mm)
● Blue [IMORTHSM8](#)

Thin Ortho Cassettes



Large Thin Orthodontic Cassette
Holds up to 7 pliers and 4 hand instruments. Hinged instruments should be in open position.
8" X 11" X .75" (203 mm x 280 mm x 19 mm)
● Purple [IMNORTHL4](#)
● Blue [IMNORTHL8](#)
● Green [IMNORTHL9](#)



Small Thin Orthodontic Cassette
Holds up to 4 pliers and 3 hand instruments. Hinged instruments should be in open position.
7" X 8" X .75" (178 mm x 203 mm x 19 mm)
● Purple [IMNORTHS4](#)
● Blue [IMNORTHS8](#)
● Green [IMNORTHS9](#)

Small Double-Decker™ Ortho Cassette



Double-Decker™ Small Orthodontic Cassette
Holds up to 3 pliers, a Mathieu needle holder, and 2 hand instruments. Hinged instruments should be in open position.
4.5" X 8" X 1.5" (114 mm x 203 mm x 38 mm)
● Red [IM9140-OR](#)
● Gray [IM9141-OR](#)
● White [IM9142-OR](#)
● Orange [IM9143-OR](#)
● Yellow [IM9145-OR](#)
● Lavender [IM9146-OR](#)
● Blue [IM9148-OR](#)
● Green [IM9149-OR](#)

Large Double-Decker™ Ortho Cassette



Double-Decker™ Large Orthodontic Cassette
Holds up to 6 pliers, 1 Mathieu needle holder, and 3 hand instruments. No accessory area. Hinged instruments should be in open position.
6" X 8" X 1.5" (152 mm x 203 mm x 38 mm)
● Red [IM5200-OR](#)
● Gray [IM5201-OR](#)
● White [IM5202-OR](#)
● Orange [IM5203-OR](#)
● Yellow [IM5205-OR](#)
● Lavender [IM5206-OR](#)
● Blue [IM5208-OR](#)
● Green [IM5209-OR](#)



Sterilization Pouches

Sterilization Pouches are used to package instruments for sterilization. They allow sterilization of the enclosed instrumentation and maintain sterility post sterilization, while providing aseptic delivery. Sterilization pouches are designed to contain a single instrument, multiple instruments or instrument cassettes depending upon the pouch size.

Bagette™ Self-Sealing Sterilization Pouches

Bagette™ Self-Sealing Sterilization Pouches include process indicators located both internal and external to the instrument/cassette area that respond to all sterilization variables: time, temperature and saturated steam. Thick, strong seals protect against cassette and instrument breaches. Medical grade paper provides strength and durability. Multi-layer blue film allows user to easily see any tears in film. Their thumb notch allows for easy opening of the pouch. A wide self-seal adhesive strip easily and securely seals pouch to provide reliable seal. Not made with lead or natural rubber latex.



Bagette™ Self-Sealing Sterilization Pouches		
2 1/4" x 4" (57 mm x 102 mm), 200 per box	IMS-1346	
2 3/4" x 9" (70 mm x 229 mm), 200 per box	IMS-1347	
3 1/2" x 9" (89 mm x 229 mm), 200 per box	IMS-1236	
5 1/4" x 10" (133 mm x 254 mm), 200 per box	IMS-1348	
7 1/2" x 13" (190 mm x 330 mm), 100 per box	IMS-1237	
10" x 14" (254 mm x 356 mm), 100 per box	IMS-1238	
12" x 17" (305 mm x 432 mm), 100 per box	IMS-1239	
13" x 20" (330 mm x 508 mm), 100 per box	IMS-1345	

Duo-Check™ Self-Seal Sterilization Pouches

Duo-Check™ Pouches include built-in internal/external process indicators that change color when exposed to a specific temperature. Manufactured from medical grade paper with extra-wide chevron to protect against instrument breaching, thumb-notch for easy opening. Their 6 corner tack seals prevent curling and other potential contaminants from entering pouch upon opening and a perforated fold to help ensure the adhesive strip forms an airtight seal. Once sterilized, contents will remain sterile for up to 3 years provided the integrity of the pouch has not been compromised. For use with steam and EtO sterilization processes only. Not made with natural rubber latex.



Duo-Check™ Self-Seal Sterilization Pouches		
2" x 8" (50 mm x 200 mm), 200 per box	SCZ	
2.25" x 4" (60 mm x 100 mm), 200 per box	SCXX	
2.75" x 9" (70 mm x 230 mm), 200 per box	SCX	
3.25" x 9" (80 mm x 230 mm), 200 per box	SCQ	
3.5" x 5.25" (90 mm x 130 mm), 200 per box	SCXS	
3.5" x 9" (90 mm x 230 mm), 200 per box	SCS	
3.5" x 9" (90 mm x 230 mm), 500 per box	SCS5	
3.5" x 22" (90 mm x 560 mm), 100 per box	SCL322	
4.25" x 11" (110 mm x 280 mm), 200 per box	SCB1X	
5.25" x 10" (130 mm x 250 mm), 200 per box	SCM	
5.25" x 15" (130 mm x 380 mm), 200 per box	SCL515	
7.5" x 13" (190 mm x 330 mm), 200 per box	SCL	
8" x 16" (200 mm x 410 mm), 200 per box	SCL816	
10" x 15" (250 mm x 380 mm), 100 per box	SCL1015	
12" x 15" (300 mm x 380 mm), 100 per box	SCL1215	
12" x 18" (300 mm x 460 mm), 100 per box	SCL1218	

Sure-Check™ Self-Seal Sterilization Pouches

Sure-Check™ Pouches contain built-in, multi-parameter internal/external process indicators that change color when all three criteria for sterilization have been met – time, temperature and pressure (steam). These pouches are manufactured from medical grade paper with extra-wide chevron to protect against instrument breaching. Thumb-notch for easy opening. Sure-Check™ Pouches include six corner tack seals to prevent curling and other potential contaminants from entering pouch upon opening. Perforated folds help ensure the adhesive strip forms an airtight seal. For use with steam and EtO sterilization processes only. Not made with natural rubber latex.



Sure-Check™ Self-Seal Sterilization Pouches		
2.25" x 4" (60 mm x 100 mm), 200 per box	SCXX2	
2.75" x 9" (70 mm x 230 mm), 200 per box	SCX2	
3.5" x 5.25" (90 mm x 130 mm), 200 per box	SCXS2	
3.5" x 9" (90 mm x 230 mm), 200 per box	SCS2	
3.5" x 9" (90 mm x 230 mm), 500 per box	SCS25	
3.5" x 22" (90 mm x 560 mm), 100 per box	SCL3222	
5.25" x 6.5" (130 mm x 170 mm), 200 per box	SCW2	
5.25" x 10" (130 mm x 250 mm), 200 per box	SCM2	
5.25" x 15" (130mm x 380 mm), 200 per box	SCL5152	
7.5" x 13" (190 mm x 330 mm), 200 per box	SCL2	
8" x 16" (200 mm x 410 mm), 200 per box	SCL8162	
10" x 15" (250 mm x 380 mm), 100 per box	SCL10152	
10.5" x 17" (270 mm x 430 mm), 100 per box	SCL10172	
12" x 15" (300 mm x 380 mm), 100 per box	SCL12152	
12" x 18" (300 mm x 460 mm), 100 per box	SCL12182	



Nylon Self-Seal Sterilization Pouches

Features built-in adhesive tape which eliminates the need for a heat sealer or indicator tape. Each pouch is notched for ease of opening after processing, and complimentary external chemical indicator labels are included with every box.



Nylon Self-Seal Pouch	
100 per box	
2"x 10" (51 mm x 254 mm)	NSP-400
3"x 10" (76 mm x 254 mm)	NSP-405
4"x 10" (102 mm x 254 mm)	NSP-410
7"x 10.5" (178 mm x 267 mm)	NSP-420
9.5"x13 (241mm x 330 mm)	NSP-430

Steri-Coil™ Pouch Dividers

Stainless steel dividers for placement of pouches in sterilizer. Our Steri-Coil™ Pouch Dividers ensure proper loading and sterilization of contents.



Steri-Coil™ Pouch Divider	
3.5" x 3.5" x 20" (89 mm x 89 mm x 508 mm)	SCD-001
2.5" x 6" (64 mm x 152 mm)	SCD-012



Sterilization Wrap

Sterilization wraps are used to wrap instrument sets and cassettes for sterilization. Wraps allow the penetration of steam to sterilize the contents and maintain sterility of the processed item after sterilization. We offer a number of wrap options to meet your needs.



Learn more about our [Sterilization Wrap](#).

IMS™ Autoclave Sterilization Wrap

Our IMS™ Autoclave Sterilization Wrap is engineered to withstand the harsh conditions of steam sterilization, and offers the best combination of softness and added strength. Its low linting helps minimize potential sterilizer malfunction. Its memory free wrap lays flat once opened post sterilization.



Autoclave Sterilization Wrap		
12" X 12" (305 mm x 305 mm), 1000 sheets	IMS-1213	
12" X 12" (305 mm x 305 mm), 100 sheets	IMS-1213H	
15" X 15" (380 mm x 380 mm), 1000 sheets	IMS-1211	
15" X 15" (380 mm x 380 mm), 100 sheets	IMS-1211H	
20" X 20" (508 mm x 508 mm), 500 sheets	IMS-1212	
20" X 20" (508 mm x 508 mm), 100 sheets	IMS-1212H	
24" X 24" (610 mm x 610 mm), 500 sheets	IMS-1210	
24" X 24" (610 mm x 610 mm), 100 sheets	IMS-1210H	



IMS™ Universal Sterilization Wrap

Our unique compilation of textiles is designed to be strong and soft for durability and easy wrapping. Universal Wrap provides great performance at a lower cost.



Universal Sterilization Wrap		
12" X 12" (305 mm x 305 mm), 1000 sheets	IMS-1217	
12" X 12" (305 mm x 305 mm), 100 sheets	IMS-1217H	
15" X 15" (380 mm x 380 mm), 1000 sheets	IMS-1215	
15" X 15" (380 mm x 380 mm), 100 sheets	IMS-1215H	
20" X 20" (508 mm x 508 mm), 500 sheets	IMS-1216	
20" X 20" (508 mm x 508 mm), 100 sheets	IMS-1216H	
24" X 24" (610 mm x 610 mm), 500 sheets	IMS-1214	
24" X 24" (610 mm x 610 mm), 100 sheets	IMS-1214H	

Bonded Double Sterilization Wrap


Bonded Double Wrap is made from two bonded sheets of SMS polypropylene material allowing dental practitioners to be in compliance with the most stringent sterilization standards for healthcare settings set forth by ANSI/AAMI ST79 and CDC Guidelines. Its edges are ultrasonically bonded together to form a single, two-ply application that provides enhanced safety and increased efficiency and productivity during wrapping and unwrapping. The two sheets are different colors which aids in identifying breaches in the packaging post sterilization and allows package differentiation by color. High strength and durability aid in resistance to tears and punctures, protecting contents of the package during storage and transportation. Compatible with the most common sterilization cycles, the material is also recyclable for reduced waste. Manufactured for single use only.



Bonded Double Sterilization Wrap		
15" X 15" (380 mm x 380 mm), 480 sheets	IMS-2215	
20" X 20" (508 mm x 508 mm), 480 sheets	IMS-2220	
24" X 24" (610 mm x 610 mm), 240 sheets	IMS-2224	

Cleaning & Care

The essential first step in instrument reprocessing, is the cleaning step. Cleaning uses specialized solutions, such as enzymatic detergents, to aid in the removal of organic and inorganic soils from instruments. The cleaning efficacy of an automated washer-disinfectors and/or an ultrasonic bath can be easily checked with the use of specialized monitors.



Enzymatic Solutions

Enzymatic cleaners are used to aid in the cleaning and decontamination of instrumentation and contain enzymes, which help to break down soils, including blood, protein and other proteinaceous debris. These solutions can be used for both manual and automated cleaning processes.



EfferZyme™ Enzymatic and Evacuation Line Cleaning Tablets
Box of 52 **JET**

Enzymax™ Dual Enzyme Ultrasonic Detergent

Enzymax™ Dual Enzyme Ultrasonic Detergent is specifically formulated for efficient ultrasonic cleaning or pre-soaking of cassettes and instruments. Contains Steelgard® Agents to protect instruments from harmful minerals naturally found in water that contribute to buildup, spotting and corrosion. Can also be used as an evacuation system cleaner. Available in a variety of formats to meet your office needs, including Enzymax Earth products which are biodegradable and phosphate free and spray gel with corrosion inhibitor to use as a ready-to-use instrument pre-cleaner.



Enzymax™ Liquid Ultrasonic Detergent and Presoak Bottle
Makes 128 gal (485 L)
Gallon (3.785 L)
IMS-1226



Enzymax PAX™ Ultrasonic Detergent and Presoak Powder
Makes 32 gal (121 L)
32 dissolvable single-use packets
IMS-1232



Enzymax PAX™ Ultrasonic Detergent and Presoak Powder
Makes 96 gal (363 L)
96 dissolvable single-use packets
IMS-1233



Enzymax™ Liquid Concentrated Ultrasonic Detergent and Presoak
Makes 400 gal (150 L)
40 liquid packets
IMS-1222



Enzymax™ Liquid Concentrated Ultrasonic Detergent and Presoak
Makes 400 gal (150 L)
10 boxes of 40 liquid packets
IMS-1222C



Enzymax™ Powder Ultrasonic Detergent & Presoak
Makes 50 gal (189 L)
1.76 lb (800 g)
IMS-1230



Enzymax™ Powder Ultrasonic Detergent & Presoak
Makes 300 gal (1,134 L)
6 containers of 1.76 lb (800 g)
IMS-1230C



Enzymax™ Earth PAX Ultrasonic Detergent and Presoak Powder
Makes 32 gal (121 L)
32 dissolvable single-use packets
IMS-1332



Enzymax™ Earth PAX Ultrasonic Detergent and Presoak Powder
Makes 96 gal (363 L)
96 dissolvable single-use packets
IMS-1333



Enzymax™ Spray Gel Ready-to-Use Instrument Pre-Cleaner
24 fl oz (709 mL)
IMS-1229



CrossZyme™ Concentrated Ultrasonic Cleaner
Gallon (3.785 L)
JEZ



Sani ProZyme™ Enzymatic Detergent
Gallon (3.8 L)
JED

General Purpose Solutions

General Purpose Ultrasonic Cleaner Concentrate

Ultrasonic solution used for the removal of buffing compounds, pumice, rouge, Tripoli, food particles, foreign matter, and soils of all types. Free rinsing formula leaves instruments/devices spotless. Use on dentures, burs, bridges, crowns, orthodontic appliances, instruments, diamonds, and glass slides. Concentrated solution: makes 10 gallons.



**General Purpose Ultrasonic Cleaner
Non-Ammoniated Concentrate**
Gallon (3.785 L)
JEZNA

IMS™ Daily Clean

Concentrated powder detergent specifically formulated for efficient ultrasonic cleaning or presoaking of cassettes and instruments.



IMS™ Daily Clean General Purpose Detergent
Makes 160 gal (606 L)
5 lb (2.27 kg)
IMS-1218



IMS™ Daily Clean General Purpose Detergent
Makes 35 gal (132 L)
1.1 lb (500 g)
IMS-1220

Instrument Care and Accessories

Instrument care and maintenance products ensures the proper functioning of instruments, while also minimizes wear.



Instrument Lubricant Spray
Keeps hinged instruments moving freely.
8 oz (236 mL)
ILS

The Best In Practice

