

**GENDEX**

# DenOptix® QST

Quad Speed Technology



**Digital Phosphor Plate Technology**

DenOptix QST is digital made easy

**GENDEX**

## DenOptix® QST

■ All the benefits of digital with the simplicity of film



■ Maximum productivity

Unmatched flexibility

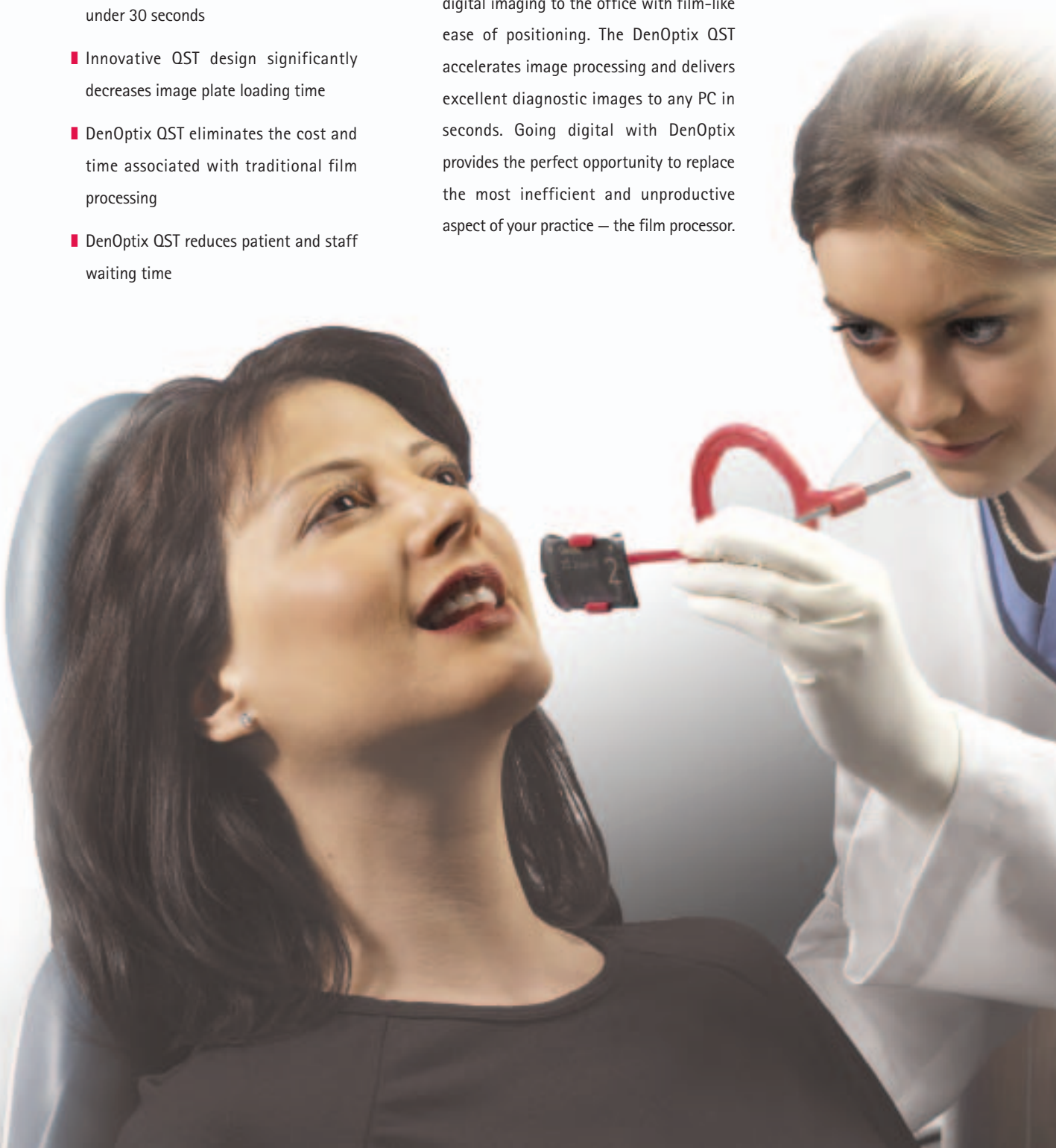
Superior reliability

# DenOptix® QST

## Maximum productivity

- Market leading scan speed provides a full-mouth series in as little as 4 seconds per image
- DenOptix QST displays 4 bitewings in under 30 seconds
- Innovative QST design significantly decreases image plate loading time
- DenOptix QST eliminates the cost and time associated with traditional film processing
- DenOptix QST reduces patient and staff waiting time

With simple installation and minimal staff training required, DenOptix easily integrates into the practice and improves productivity. The reusable phosphor plates provide instant digital imaging to the office with film-like ease of positioning. The DenOptix QST accelerates image processing and delivers excellent diagnostic images to any PC in seconds. Going digital with DenOptix provides the perfect opportunity to replace the most inefficient and unproductive aspect of your practice – the film processor.



## Unmatched flexibility

- Scans all plate sizes and configurations
- Increases efficiency with single scan feature for intraoral and extraoral plates
- Leverages your existing X-ray investments
- Provides simple conversion to digital with comfortable, wireless and flexible imaging plates

DenOptix QST prides itself not only on providing excellent image quality and fast digital scanning but also on delivering the flexibility to practice dentistry the way you want. Unlike some competitive PSP offerings, the QST system has the capability to scan and deliver images in seconds for all intraoral (0, 1, 2, 3, 4) and extraoral (panoramic and cephalometric) sizes.

In addition, DenOptix QST does not require a costly upgrade of your existing X-ray or panoramic system but rather takes advantage of the investment you have already made.



- Whether scanning 4 bitewings or a full-mouth series, DenOptix QST ensures that you will receive consistent, high quality images in seconds each time you take X-rays.





■ Image quality is the driving passion of Gendex...

and DenOptix QST delivers

■ For panoramic imaging, DenOptix QST achieves the diagnostic quality you demand in your practice.



■ For high quality cephalometric imaging, DenOptix QST combined with any imaging software, such as Gendex VixWin Pro, provides all the tools your practice requires for optimizing your digital images.

## Superior reliability

- PSP technology leader with a 7 year history of quality and reliability
- Over 6,000 active DenOptix users worldwide
- DenOptix QST represents the fourth generation of Gendex digital phosphor technology and innovation


Making the digital conversion can be a significant investment for the practice, but DenOptix QST makes the decision easy. DenOptix QST provides the extraordinary benefits of digital imaging with the safety of knowing that your investment is sound and protected by a proven technology with proven results.

Gendex continues to be a leader in designing and delivering innovative and reliable digital imaging products. DenOptix QST is no exception to the long history of Gendex quality. If your practice is looking for the cost effective, reliable, and powerfully flexible digital solution, DenOptix QST is a perfect match.



## What is Photostimulable Phosphor (PSP)?

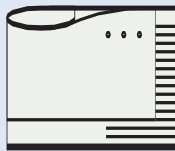
PSP utilizes reusable phosphor coated imaging plates to capture X-ray emissions. Imaging plates are designed to match the sizes of traditional film.



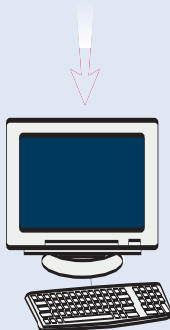
Position the wireless, flexible PSP plate in the same manner as film. The phosphor plate captures a latent image from the X-ray emission.



The imaging plate is processed using an advanced laser scanning device that reads the latent image and converts it into a highly diagnostic digital image.



The digital image is displayed for diagnosis and review on the computer monitor. This image is optimized using the features and tools of advanced digital imaging software, such as Gendex VixWin Pro.



PSP imaging plates are light sensitive and are "cleared" or "erased" via light for reuse.

## What are the benefits of PSP?

- Reduced image processing time
- Easy to use – Positions just like film so staff training is limited
- Wireless, flexible and thin, which increases patient acceptance
- Delivers digital imaging to the entire practice in one economical step

## Who needs PSP?

- Practices that want to make the easy and economical step into digital imaging
- Practices that utilize multiple film sizes
- Practices that take full mouth series or a panoramic and bitewings
- Practices that want to convert an existing film-based panoramic (cephalometric) to digital
- Practices that use digital intraoral sensors but desire the additional flexibility and reliability of a PSP solution
- Practices that want to eliminate the traditional film processor but desire the size range of traditional film

# Technical specifications

## DenOptix® QST

Interface cable	USB 2.0
Voltage	100-240 V ac
Frequency	50/60 Hz
Power	100 watts max.
Laser classification	Compliance per DHHS Radiation Performance Standards 21 CFR, Ch I, Subch. J+EN60825 Class 1 Laser Device
Weight (empty)	15 kg / 32 lbs

## DenOptix® QST intraoral imaging plates

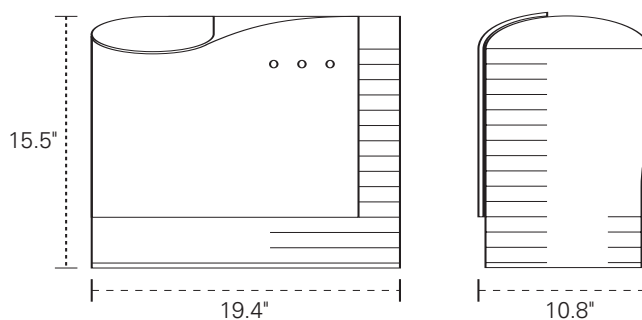
Intraoral plate dimensions (mm)	Size 0-22x35, Size 1-24x40, Size 2-31x41, Size 3-27x54, Size 4-57x76
---------------------------------	--

## DenOptix® QST panoramic/cephalometric imaging plates

Panoramic plate dimensions	15x30 cm - 5x12 inch
Cephalometric plate dimensions	18x24 cm - 8x10 inch

## Installation requirements

Dimensions (inches)



## Computer recommendation

CPU speed	2.4 GHz Pentium IV or higher
Operating system	Windows XP PRO
RAM	256+ MB
Hard drive	40+ GB*
USB port	USB 2.0
Monitor	17" with 0.25 mm dot pitch
Video display adapter	8+ MB RAM
Display setting	1024x768 true color

\*See also the Imaging Software computer requirements

## Applicable standards:

The DenOptix QST Digital Imaging System conforms to the following standards: UL 60601-1: Medical Electrical Equipment, Part 1: General requirements for safety; 21 CFR Chapter I, Subchapter J: Performance Standard for Light-Emitting Products; MDD 93/42/ECC: CE Medical Device Directive; CAN/CSA-C22.2 No. 601.1: Medical Electrical Equipment, Part 1: General requirements for safety; IEC 60601-1: Medical Electrical Equipment, Part 1: General requirements for safety; IEC 60601-1-2: Medical Electrical Equipment, Part 1: General requirements for safety- Collateral standard; Electromagnetic Compatibility; IEC 60825-1: Safety of Laser Products; ISO 13485: Medical devices- Quality management systems; ISO 14971: Risk Analysis

DenOptix® is a registered trademark of Gendex Corporation.

Gendex® is registered trademark of Gendex Corporation.

Data subject to change without notice

© Copyright Gendex Dental Systems - March 2005

## KaVo Dental

Gendex Dental Systems  
340 E. Main Street  
Lake Zurich, IL 60047  
1.888.275.5286 • Fax 1.847.550.1322



Gendex. Imaging Excellence.

[www.gendex.com](http://www.gendex.com)